

The new state of the art in drying

The new DOMUS Ecovolution dryers arrive in the market as a real revolution in the drying process. Our principles of constant innovation in technology result in a variety of technologically advanced and EFFICIENT machines.

This includes equipment with the most efficient features: ECO-ENERGY range from 11 to 80 kg with AIR RE-CYCLE, EFFICIENT DRY moisture control, THERMAL INSULATION, new TOUCH II control, connectivity features as well as WET CLEANING system possibility. HEAT PUMP range includes also most of these features, with the advantage of lacking exhaust connection and incredible ENERGY SAVINGS.

Other ranges like DYNAMIC dryers (EFFICIENT DRY as option) and COMFORT) with new M programmer) are versatile and even the ESSENTIAL features the REVERSE DRUM and INVERTER as standard, for the most price-concerned markets.

Not to forget the STACK range with so many available models (TOUCH II or M controlled) and almost all ranges can be used as OPL or COIN by simply making a slight modification in the coiner or connecting them to a central pay.

Single pocket

DOMUS ECO-ENERGY The most efficient									
CONTROL TYPE	HEATING	CAPACITY							
		11-12 kg	17-18 kg	22-24 kg	26-29 kg	33-37 kg	45-50 kg	60-67 kg	74-83 kg
MICROPR. TOUCH II	Electric, gas, steam	DTT-11 ECO-ENERGY	DTT-18 ECO-ENERGY	DTT-23 ECO-ENERGY	DTT-28 ECO-ENERGY	DTT-36 ECO-ENERGY	DTT-45 ECO-ENERGY	DTT-60 ECO-ENERGY	DTT-80 ECO-ENERGY
DOMUS DYNAMIC									
CONTROL TYPE	HEATING	CAPACITY							
		11-12 kg	17-18 kg	22-24 kg	26-29 kg	33-37 kg	45-50 kg	60-67 kg	74-83 kg
MICROPR. TOUCH II	Electric, gas, steam	DTT-11	DTT-18	DTT-23	DTT-28	DTT-36	DTT-45	DTT-60	DTT-80
MICROPR. TOUCH II Coin laundry	Electric, gas	DTT-11	DTT-18	DTT-23	DTT-28	DTT-36	-	-	-
DOMUS COMFORT									
CONTROL TYPE	HEATING	CAPACITY							
		11-12 kg	17-18 kg	22-24 kg	26-29 kg	33-37 kg	45-50 kg	60-67 kg	74-83 kg
ELECTRONIC CTRL M	Electric, gas, steam	DTM-11	DTM-18	DTM-23	DTM-28	DTM-36	DTM-45	DTM-60	DTM-80
ELECTRONIC CTRL M Coin laundry	Electric, gas	DTM-11	DTM-18	DTM-23	DTM-28	DTM-36	-	-	-
DOMUS ESSENTIAL									
CONTROL TYPE	HEATING	CAPACITY							
		11-12 kg	17-18 kg	22-24 kg	26-29 kg	33-37 kg	45-50 kg	60-67 kg	74-83 kg
ELECTRONIC CTRL M	Electric, gas	DLM-11 ESSENTIAL		DLM-18 ESSENTIAL		DLM-23 ESSENTIAL			
ELECTRONIC CTRL M Coin laundry	Electric, gas	DLM-11 ESSENTIAL		DLM-18 ESSENTIAL		DLM-23 ESSENTIAL			

Double pocket: STACK

DOMUS DYNAMIC				
CONTROL TYPE	HEATING	CAPACITY		
		11-12 kg	17-18 kg	17-18 kg
MICROPR. TOUCH II	Electric, gas	DTT2-11 STACK	DTT2-18 STACK	DTT2-18 G TURBO Nuevo
MICROPR. TOUCH II Coin laundry	Electric, gas	DTT2-11 STACK	DTT2-18 STACK	DTT2-18 G TURBO
DOMUS COMFORT				
CONTROL TYPE	HEATING	CAPACITY		
		11-12 kg	17-18 kg	17-18 kg
ELECTRONIC CTRL M	Electric, gas	DTM2-11 STACK	DTM2-18 STACK	DTM2-18 G TURBO Nuevo
ELECTRONIC CTRL M Coin laundry	Electric, gas	DTM2-11 STACK	DTM2-18 STACK	DTM2-18 G TURBO
DOMUS ESSENTIAL				
CONTROL TYPE	HEATING	CAPACITY		
		11-12 kg	17-18 kg	17-18 kg
ELECTRONIC CTRL M	Electric, gas	DLM2-11 STACK	DLM2-18 STACK	
ELECTRONIC CTRL M Coin laundry	Electric, gas	DLM2-11 STACK	DLM2-18 STACK	

Heat pump

DOMUS ECO-ENERGY The most efficient				
CONTROL TYPE	HEATING	CAPACITY		
		11-12 kg	17-18 kg	22-24 kg
MICROPR. TOUCH II	Heat pump	DTT-11 HP ECO-ENERGY	DTT-18 HP ECO-ENERGY	DTT-23 HP ECO-ENERGY
MICROPR. TOUCH II Coin laundry	Heat pump	DTT-11 HP ECO-ENERGY	DTT-18 HP ECO-ENERGY	DTT-23 HP ECO-ENERGY
DOMUS DYNAMIC				
CONTROL TYPE	HEATING	CAPACITY		
		11-12 kg	17-18 kg	22-24 kg
MICROPR. TOUCH II	Heat pump	DTT-11 HP	DTT-18 HP	DTT-23 HP
MICROPR. TOUCH II Coin laundry	Heat pump	DTT-11 HP	DTT-18 HP	DTT-23 HP

Single pocket



DTT ECOENERGY | The most efficient

- ✔ AIR RE-CYCLE: air recovery system for great energy efficiency.
- ✔ EFFICIENT DRY: the intelligent humidity sensor.
- ✔ THERMAL INSULATION: the complete circuit of the air-flow.
- ✔ FULL FLOW: optimized axial-radial air flow.
- ✔ SFEX: Integrated Fire Extinguishing System.
- ✔ Microprocessor TOUCH II: 7" coloured touch screen.
- ✔ Grey skinplate body, stainless steel look.
- ✔ Big loading door (opening of 180°).
- ✔ REVERSE ACTION: standard in all models.
- ✔ STAINLESS STEEL DRUM standard.
- ✔ SOFT DRY: the new drum with stamped holes.
- ✔ FULL SCREEN FILTER: new filter drawer with wide surface and improved airflow.
- ✔ COOL DOWN: anti-wrinkle at the end of cycle.
- ✔ Models available in electric, gas or steam heating.



DTT DYNAMIC

- ✔ Microprocessor TOUCH II: 7" screen for 45 to 80 kg models. 4,3" for 11 to 36 kg.
- ✔ Grey skinplate body, stainless steel look.
- ✔ Big loading door (opening of 180°).
- ✔ REVERSE ACTION: standard in all models.
- ✔ STAINLESS STEEL DRUM standard.
- ✔ DOUBLE FLOW: mixed axial-radial airflow.
- ✔ SOFT DRY: the new drum with stamped holes.
- ✔ FULL SCREEN FILTER: new filter drawer with wide surface and improved airflow.
- ✔ COOL DOWN: anti-wrinkle at the end of cycle.
- ✔ Models available in electric, gas or steam heating.
- OPTIONS**
- EFFICIENT DRY: the intelligent humidity sensor.
- SFEX: Integrated Fire Extinguishing System.
- Double door glass.
- DOMUS Connect.
- Printer.



DTM COMFORT

- ✔ New M programmer: push buttons to control temperature and time.
- ✔ Grey skinplate body, stainless steel look.
- ✔ Big loading door (opening of 180°).
- ✔ REVERSE ACTION: standard in all models.
- ✔ STAINLESS STEEL DRUM standard.
- ✔ DOUBLE FLOW: mixed axial-radial airflow.
- ✔ SOFT DRY: the new drum with stamped holes.
- ✔ FULL SCREEN FILTER: new filter drawer with wide surface and improved airflow.
- ✔ COOL DOWN: anti-wrinkle at the end of cycle.
- ✔ Models available in electric, gas or steam heating.

OPTION

Display for M programmer.



DLM ESSENTIAL

- ✔ New M programmer: push buttons to control temperature and time.
- ✔ White painted panels. Galvanized drum.
- ✔ Big loading door (opening of 180°).
- ✔ REVERSE ACTION: standard in all models.
- ✔ FULL SCREEN FILTER: new filter drawer with wide surface and improved airflow.
- ✔ COOL DOWN: anti-wrinkle at the end of cycle.
- ✔ Models available in electric or gas heating.

OPTION

Display for M programmer.

Double pocket: STACK



DTT DYNAMIC

- ✔ DTT2 Microprocessor TOUCH II: 4,3" coloured touch screen
- ✔ Grey skinplate body, stainless steel look
- ✔ Big loading door (opening of 180°).
- ✔ REVERSE ACTION: standard in all models.
- ✔ STAINLESS STEEL DRUM Standard
- ✔ DOUBLE FLOW: mixed axial-radial airflow
- ✔ SOFT DRY: the new drum with stamped holes
- ✔ FULL SCREEN FILTER: new filter drawer with wide surface and improved airflow.
- ✔ COOL DOWN: anti-wrinkle at the end of cycle.
- OPTIONS FOR DTT**
- EFFICIENT DRY: the intelligent humidity sensor.
- SFEX: Integrated Fire Extinguishing System.
- Double door glass.



DTM COMFORT

- ✔ DTM2 New M programmer: push buttons to control temperature and time.
- ✔ Grey skinplate body, stainless steel look
- ✔ Big loading door (opening of 180°).
- ✔ REVERSE ACTION: standard in all models.
- ✔ STAINLESS STEEL DRUM Standard.
- ✔ DOUBLE FLOW: mixed axial-radial airflow.
- ✔ SOFT DRY: the new drum with stamped holes.
- ✔ FULL SCREEN FILTER: new filter drawer with wide surface and improved airflow.
- ✔ COOL DOWN: anti-wrinkle at the end of cycle.

OPTIONS FOR DTM

Double door glass.
Display for M programmer.



DLM ESSENTIAL

- ✔ DLM2 New M programmer: push buttons to control temperature and time.
- ✔ White painted panels. Galvanized drum.
- ✔ Big loading door (opening of 180°).
- ✔ REVERSE ACTION: standard in all models.
- ✔ FULL SCREEN FILTER: new filter drawer with wide surface and improved airflow.
- ✔ COOL DOWN: anti-wrinkle at the end of cycle.
- ✔ Models available in electric or gas heating.

Heat pump



DTT HP ECOENERGY | The most efficient

- ✔ Tumble dryer with HEAT PUMP Technology
- ✔ Microprocessor TOUCH II: 7" coloured touch screen
- ✔ Grey skinplate body, stainless steel look
- ✔ Big loading door (opening of 180°).
- ✔ Double doorglass standard.
- ✔ EFFICIENT DRY: the intelligent humidity sensor standard.
- ✔ REVERSE ACTION: standard in all models.
- ✔ STAINLESS STEEL DRUM standard.
- ✔ SOFT DRY: the new drum with stamped holes.
- ✔ FULL SCREEN FILTER: new filter drawer with wide surface and improved airflow.
- ✔ COOL DOWN: anti-wrinkle at the end of cycle.
- ✔ No need of exhaust to the exterior.
- ✔ Low energy consumption.
- ✔ These models use water to refrigerate, which may be reused to wash.



DTT HP DYNAMIC

- ✔ Tumble dryer with HEAT PUMP Technology.
- ✔ Microprocessor TOUCH II: 4,3" coloured touch screen.
- ✔ Grey skinplate body, stainless steel look.
- ✔ Big loading door (opening of 180°).
- ✔ REVERSE ACTION: standard in all models.
- ✔ STAINLESS STEEL DRUM Standard.
- ✔ SOFT DRY: the new drum with stamped holes.
- ✔ FULL SCREEN FILTER: new filter drawer with wide surface and improved airflow.
- ✔ COOL DOWN: anti-wrinkle at the end of cycle.

OPTIONS FOR DTT

EFFICIENT DRY: the intelligent humidity sensor.
Double door glass.
DOMUS Connect.
Printer.

ECOENERGY



TOUCH II

- ✓ User friendly and totally programmable microprocessor with a 7" or 4,3" **Touch II screen**
- ✓ **USB Connection.** PC software free of charge for programming, traceability, data analysis...
- ✓ **Videos shown on display:** ads, instructions. (useful for coin laundry)
- ✓ **Optional:**
New dosing/vaporizing system (softeners/perfumes)



VERSATILITY

- ✓ **Make to order:** customisation
New possibility to customise the machines from factory with the available options
- ✓ **Wet Cleaning**
Possibility to create different phases per programme with its customized parameters
- ✓ **Efficient Dry**
- ✓ **OPL <-> Coin laundry**
Standard OPL model easily transformable to coin laundry
- ✓ **New option** of black or wooden skinplate front or outer casing for DYNAMIC: single pocket, STACK and HEAT PUMP from 11 to 23 kg in coin version.



OUTSTANDING FEATURES

- ✓ **Reversing drum action** as standard
- ✓ **Stainless steel drum** as standard
- ✓ **Frequency inverter** as standard



CONNECTIVITY

- ✓ **Remote technical service**
Machine monitoring, machine error warning, management for traceability and statistics. Remote desk and data recovery for technicians and maintenance, software update, etc.
- ✓ **Management for laundries: OPL and COIN**
Our DOMUS IoT solution allows you to manage your laundry business (i.e. create discount programs for customers, get statistics, traceability and laundry monitoring).
- ✓ **Remote payment:** App for payments, cashless payment by scanning a QR code, promotions and machine booking



EFFICIENCY

- ✓ **EFFICIENT DRY** Intelligent humidity control
New drum inlet temperature control
- ✓ **AIR RE-CYCLE** Efficient air recirculation system
Short drying times, less energy consumption
- ✓ **FULL FLOW** New "optimized" system of mixed airflow
- ✓ **DOUBLE FLOW** Axial radial flow
- ✓ **Big fluff filter**
- ✓ **Thermal insulation**



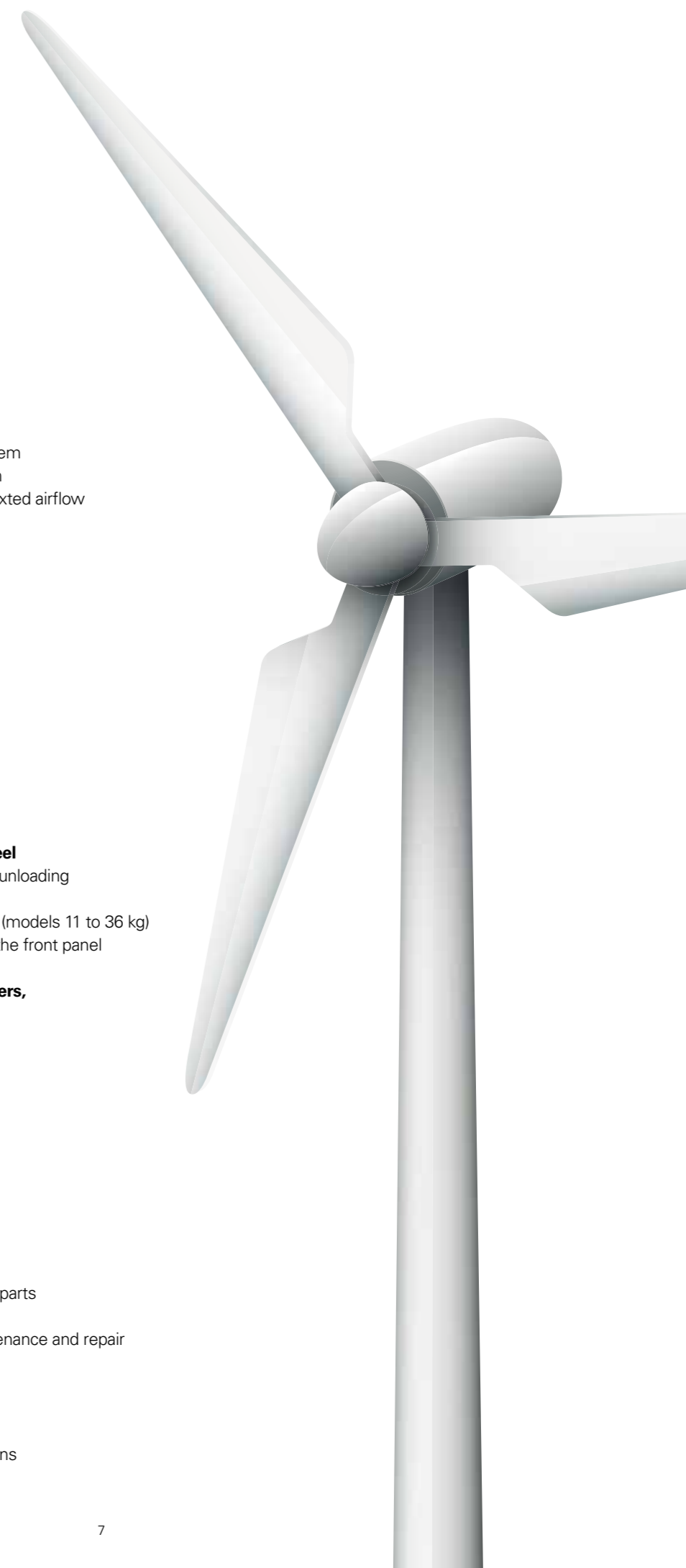
ERGONOMICS

- ✓ **Drawer as fluff filter, made of stainless steel**
- ✓ **Big door diameters** Helpful for loading and unloading
- ✓ **Ideal door height for ergonomic opening**
- ✓ **Opening sense of door adjustable on site** (models 11 to 36 kg)
Opening sense can be changed just turning the front panel and adding a part (longer wire to be ordered)
- ✓ **Reversible door can be ordered for all dryers, factory fitted**



MAINTENANCE

- ✓ **Hinged panel**
Easy and ergonomic access to control panel parts
- ✓ **Easy access to parts for reparability**
Dryers are designed to offer an easier maintenance and repair
Example: rear panel in big capacity dryer
- ✓ **Technical menu**
Machine monitoring, machine error warning, management for traceability and statistics. Remote desk and data recovery for technicians and maintenance, software update, etc.



Programmable microprocessor TOUCH II

The new TOUCH II is a substantial evolution on the previous microprocessor which includes many more features mainly based on achieving more efficiency, versatility and connectivity among others.

User friendly and totally programmable 4,3" or 7" Touch II

Coloured touch screen:
4,3" screen (DYNAMIC 11-36 kg & STACK)
7" screen (DYNAMIC 45-80 kg and all ECO-ENERGY)
Fully programmable: 39 preset programs and possibility to create infinite more

Videos on display

Ads, instructions
(useful for coin laundries)



New dosing/vaporizing system



37 languages

Available and easy to configurate, thanks to DOMUS aim to be accessible to everyone.



New M programmer

Push buttons to control temperature and time. Simple and user friendly. Programmable with external console (optional). New display as option.



USB Connection

PC software free of charge for programming, software updates, traceability, data analyses and other applications.



EFFICIENCY




The new ECOEVOLUTION technology, especially in HEAT PUMP and ECO-ENERGY tumble dryers, offer a wide variety of standard efficient features to provide important energy savings.

ECOENERGY

DOMUS main concern is to TAKE CARE OF THE ENVIRONMENT and ensure EFFICIENCY through our quality equipment.

Thermal insulation

Insulated panels to avoid loss of heat



Air Re-Cycle


Efficient air recovery system. Short drying times, less energy consumption.

Efficient Dry

Intelligent humidity control (standard in ECO-ENERGY and as option in DYNAMIC).

New drum inlet temperature control

A more accurate temperature control in the drum.



OUTSTANDING FEATURES

Reversing drum action


as standard

Stainless steel drum

as standard except ESSENTIAL range

Frequency inverter

as standard



Full Flow

New "optimized" system of mixed airflow in ECO-ENERGY range.

Double Flow

Axial radial airflow in DYNAMIC, COMFORT and HEAT PUMP.

VERSATILITY

To adapt to the needs of the different businesses.

Make to order: customization

New possibility to customise the machine from factory with the available options.

OPL <> COIN

A new feature of Domus dryers is its easy transformation from an OPL to a COIN machine.

Three available options:

Wet Cleaning®

The best dryer for Wet Cleaning.

- ✓ Fully programmable control: possibility to program by phases
- ✓ Accurate control of in and out temperatures
- ✓ Precise humidity programming
- ✓ Adjustable drum speed

1



Coin / Token

DTT models easily transformable from OPL to COIN in DYNAMIC, STACK and HEAT PUMP. Coiner, token or mechanical coiner.

DTM models also transformable in COMFORT, STACK and ESSENTIAL ranges.



2



Central Pay

The machines can be connected to the central pay with the central pay kit to control a single box with coins.



3




Remote payment

Remote communication ready (Ethernet).

Remote programming and configuration of the machine. Remote desk and data recovery for technicians and maintenance.

Multi-payable systems: Price programs, price update, etc. New software for coin OP laundries.



Open System

Domus equipment is prepared to work with any external payment system (by means of multi-point data).

DOMUS tumble dryers between 11 and 36 kg are specially designed to be used for coin laundry business.

C&G

CONNECTIVITY



Responsible App, native for tablets and smartphones. Offline version available

OPL

COIN

Benefits for the dealer

Remote technical management

- Machine monitoring.
- Machine error warning.
- Management for traceability and statistics.
- Remote desk and data recovery for technicians and maintenance.
- Software update.
- Renting of machines.
- Invoicing by cycles.

APP for the owner/dealer
APP for the user of a laundry shop

Industrial/OPL laundry



Benefits for the owner

Laundry management

- Production and program/cycles.
- Working times.
- Management for traceability and statistics.
- Download of data in excel.
- Remote desk and data recovery for technicians and maintenance.
- Software update.
- Renting of machines.

Benefits for the owner

Coin laundry management

- To monitor the business:
 - create programs/discounts
 - control of opening times
 - control of income
 - creation of machine groups (shops, models, etc.)
- Management for traceability and statistics.
- Download of data in excel.
- Remote desk and data recovery for technicians and maintenance
- Software update.
- Renting of machines.

Benefits for the user

Customizable app

- according to type of customer: neighbourhood association, boarding schools, etc.
- Booking of machines: availability of free machines and booking.
- Cashless payment by QR code, promotions.
- Push notifications/contact by means of an e-mail.
- Year-to-date invoicing.
- Client fidelity by means of promotions, cards, discounts, etc.

Location

of machines registered all over the globe



IOT available in all TOUCH II washers and dryers. Connection by WIFI or Ethernet





ERGONOMICS


As health and safety at work had become an important issue, our equipment is designed to be the most comfortable for the user.

Opening sense of the door adjustable on site

Opening sense can be easily changed in models 11 to 36 kg. It can also be ordered from factory

Biggest door diameters

Helpful for loading and unloading



Big fluff filter

Drawer with stainless steel grid, easy to open and clean



MAINTENANCE

One of DOMUS concerns is to make life easier for our clients. That includes offering quality equipment and parts of reputed brands, which demand little maintenance.

Easy access to parts

Dryers are designed to offer an easy maintenance and reparability

Hinged panel

Easy and ergonomic access to control panel parts



Technical menu

Machine monitoring, machine error warning, management for traceability and statistics. Remote desk and data recovery for technicians and maintenance, software update, etc.

Equivalent parts

Most key parts are the same for all models (contactors, electronic devices, gear,...)



Tumble dryers technical data

	UNIT.	DTT/DTM-11	DTT/DTM-18	DTT/DTM-23	DTT/DTM-28	DTT/DTM-36	DTT/DTM-45	DTT/DTM-60	DTT/DTM-80
MODEL									
Capacity 1/18	Kg	12	18	26	31	37	50	67	83
Capacity 1/22	Kg	11	17	23	28	33	45	60	75
Hourly Output ECO-ENERGY	Kg/h	31,3	33,6	44,5	61,1	73,3	94,4	144	187,5
Hourly Output DYNAMIC-COMFORT-ESSENTIAL	Kg/h	28,6	31,9	40,6	59,3	63,9	84,4	128,6	173,1
Evaporation capacity ECO-ENERGY	l/h	15	16,3	23	31,8	34,7	48,2	72	93,8
Evaporation capacity DYNAMIC-COMFORT-ESSENTIAL	l/h	14,5	16,3	20,4	30,9	32,1	42,5	65,8	96,5
DRUM									
Ø Drum	mm	750	750	855	947	947	1225	1225	1225
Ø Door	mm	574	574	574	802	802	802	802	802
Door center height	mm	976	976	1030	1040	1040	1275	1275	1275
Load hole bottom height	mm	689	689	743	640	640	874	874	874
Drum length	mm	475	746	800	780	936	760	1020	1252
Drum volume	l	210	330	460	550	660	896	1202	1500
POWER									
Drum motor power	KW	0,37	0,37	0,37	0,55	0,55	0,75	1,1	1,5
Fan Motor Power ECO-ENERGY	KW	0,55	0,55	0,75	0,75	0,75	2,2	2,2	2,2
Fan Motor Power DYNAMIC-COMFORT-ESSENTIAL	KW	0,25	0,25	0,55	0,55	0,55	1,1	1,1	1,1
Electric heating power ALL RANGES	KW	12	18	24	30	36	54	72	72
Total elec. power (elec. mod.) ECO-ENERGY	KW	12,97	18,97	25,17	31,35	37,35	57	75,35	75,75
Total elec. power (elec. mod.) DYN-COMF-ESSENT	KW	12,67	18,67	24,97	31,15	37,15	55,9	74,25	74,65
Gas heating power ALL RANGES	KW	20,51	20,51	31	41	41	60	90	120
Total elec. power (gas mod.) ECO-ENERGY	KW	0,97	0,97	1,17	1,35	1,35	3	3,35	3,75
Total elec. power (gas mod.) DYN-COMF-ESSENT	KW	0,67	0,67	0,97	1,15	1,15	1,9	2,25	2,65
Steam heating power ALL RANGES	KW	30	30	49,2	50,1	50,1	91,3	128	128
Total elec. power (gas mod.) ECO-ENERGY	KW	0,97	0,97	1,17	1,35	1,35	3	3,35	3,75
Total elec. power (gas mod.) DYN-COMF-ESSENT	KW	0,67	0,67	0,97	1,15	1,15	1,9	2,25	2,65
DIMENSIONS									
Net dimensions (W x D x H)	mm	785x855x1694	785x1125x1694	890x1255x1812	985x1054x1946	985x1210x1946	1270x1106x2380	1270x1366x2380	1270x1598x2380
Gross dimensions (W x D x H)	mm	865x940x1840	865x1210x1840	970x1345x1940	1065x1154x2080	1065x1310x2080	1330x1185x2150	1330x1445x2150	1330x1705x2150
Net Weight	Kg	172	187	210	230	260	395	529	657
Gross Weight	Kg	180	200	230	260	285	430	575	715
OTHERS									
Max airflow ECO-ENERGY	m³/h	1200	1200	1500	1500	1500	4500	4500	4500
Max air flow DYNAMIC-COMFORT-ESSENTIAL	m³/h	850	850	1200	1200	1200	3000	3000	3000
Ø fume exhaust	mm	200	200	200	200	200	300	300	300
Noise level	dB	64	64	65	65	65	67	67	67
AIR RECYCLE	ECOENERGY	STD	STD	STD	STD	STD	STD	STD	STD
	DYNAMIC-COMFORT-ESSENTIAL	N/A	N/A	N/A	N/A	N/A	N/A	N/A	N/A
EFFICIENT DRY moisture control	ECOENERGY	STD	STD	STD	STD	STD	STD	STD	STD
	DYNAMIC	OPT	OPT	OPT	OPT	OPT	OPT	OPT	OPT
	COMFORT - ESSENTIAL	N/A	N/A	N/A	N/A	N/A	N/A	N/A	N/A
THERMAL INSULATION	ECOENERGY	STD	STD	STD	STD	STD	STD	STD	STD
	DYNAMIC-COMFORT-ESSENTIAL	N/A	N/A	N/A	N/A	N/A	N/A	N/A	N/A
SFEX	ECO-ENERGY	STD	STD	STD	STD	STD	STD	STD	STD
	DYNAMIC	OPT	OPT	OPT	OPT	OPT	OPT	OPT	OPT
	COMFORT - ESSENTIAL	N/A	N/A	N/A	N/A	N/A	N/A	N/A	N/A
FULL FLOW	ECOENERGY	STD	STD	STD	STD	STD	STD	STD	STD
DOUBLE FLOW	DYNAMIC-COMFORT	STD	STD	STD	STD	STD	STD	STD	STD
	ESSENTIAL	N/A	N/A	N/A	N/A	N/A	N/A	N/A	N/A
REVERSE DRUM ACTION	ALL RANGES	STD	STD	STD	STD	STD	STD	STD	STD
STAINLESS STEEL DRUM	ECO-ENERGY-DYNAMIC-COMFORT	STD	STD	STD	STD	STD	STD	STD	STD
	ESSENTIAL	N/A	N/A	N/A	N/A	N/A	N/A	N/A	N/A
SOFT DRY	ECO-ENERGY-DYNAMIC-COMFORT	STD	STD	STD	STD	STD	STD	STD	STD
	ESSENTIAL	N/A	N/A	N/A	N/A	N/A	N/A	N/A	N/A
TOUCH II	ECO-ENERGY-DYNAMIC	STD	STD	STD	STD	STD	STD	STD	STD
M PROG.	COMFORT - ESSENTIAL	STD	STD	STD	STD	STD	STD	STD	STD

*DOMUS reserves the right to modify the technical data without notice.

	UNIT.	DTT2-11	DTT2-18	DTT-11 HEAT PUMP	DTT-18 HEAT PUMP	DTT-23 HEAT PUMP
MODEL						
Capacity 1/18	Kg	23	37	12	18	26
Capacity 1/22	Kg	22	34	11	17	23
Hourly Output ECO-ENERGY / TURBO	Kg/h	--	76	15	18,9	22,9
Hourly Output DYNAMIC-COMFORT-ESSENTIAL	Kg/h	36	53	9,8	12,2	13,6
Evaporation capacity ECO-ENERGY	l/h	--	--	7,5	9,5	11,5
Evaporation capacity DYNAMIC-COMFORT-ESSENTIAL	l/h	16,5	18,6	5	6,3	6,88
DRUM						
Ø Drum	mm	750	750	750	750	855
Ø Door	mm	574	574	574	574	574
Door center height	mm	547 / 1522	547 / 1522	976	976	1030
Load hole bottom height	mm	260/1235	260/1235	689	689	743
Drum length	mm	475	746	475	746	800
Drum volume	l	210	330	210	330	460
POWER						
Drum motor power	KW	0,37x2	0,37x2	0,37	0,37	0,37
Fan Motor Power ECO-ENERGY	KW	--	--	0,55	0,55	0,55
Fan Motor Power DYNAMIC-COMFORT-ESSENTIAL	KW	0,25x2	0,25x2	0,55	0,55	0,55
Electric heating power ALL RANGES	KW	12x2	12x2	3,8 + 4(7)*	3,8 + 4(7)*	3,8 + 4(7)*
Total elec. power (elec. mod.) ECO-ENERGY	KW	N/A	N/A	8,77	8,77	8,77
Total elec. power (elec. mod.) DYN-COMF-ESSENT	KW	25,34	25,34	4,77	4,77	4,77
Gas heating power ALL RANGES	KW	12x2	12x2	N/A	N/A	N/A
Total elec. power (gas mod.) ECO-ENERGY	KW	N/A	N/A	N/A	N/A	N/A
Total elec. power (gas mod.) DYN-COMF-ESSENT	KW	1,34	1,34	N/A	N/A	N/A
Steam heating power ALL RANGES	KW	N/A	N/A	N/A	N/A	N/A
Total elec. power (gas mod.) ECO-ENERGY	KW	N/A	N/A	N/A	N/A	N/A
Total elec. power (gas mod.) DYN-COMF-ESSENT	KW	N/A	N/A	N/A	N/A	N/A
DIMENSIONS						
Net dimensions (W x D x H)	mm	785x972x1980	784x1242x1980	785x1255x1694	785x1525x1694	890x1590x1812
Gross dimensions (W x D x H)	mm	865x1055x2126	865x1325x2126	865x1380x1840	865x1650x1840	970x1720x1940
Net Weight	Kg	260	290	342	357	380
Gross Weight	Kg	268	303	356	372	395
OTHERS						
Max airflow ECO-ENERGY	m³/h	--	--			
Max air flow DYNAMIC-COMFORT-ESSENTIAL	m³/h	1000	1000	no need of exhaust	no need of exhaust	no need of exhaust
Ø fume exhaust	mm	200	200			
Noise level	dB	64	64	64	64	64
AIR RECYCLE	ECOENERGY	-	-	N/A	N/A	N/A
	DYNAMIC-COMFORT-ESSENTIAL	N/A	N/A	N/A	N/A	N/A
EFFICIENT DRY moisture control	ECOENERGY - HP	-	-	STD	STD	STD
	DYNAMIC	OPT	OPT	OPT	OPT	OPT
	COMFORT - ESSENTIAL	N/A	N/A	-	-	-
THERMAL INSULATION	ECOENERGY	N/A	N/A	N/A	N/A	N/A
	DYNAMIC-COMFORT-ESSENTIAL	N/A	N/A	N/A	N/A	N/A
SFEX	ECO-ENERGY	-	-	STD	STD	STD
	DYNAMIC	OPT	OPT	OPT	OPT	OPT
	COMFORT - ESSENTIAL - HP	N/A	N/A	N/A	N/A	N/A
FULL FLOW	ECOENERGY	-	-	N/A	N/A	N/A
DOUBLE FLOW	DYNAMIC-COMFORT - STACK - HP	STD	STD	STD	STD	STD
	ESSENTIAL	N/A	N/A	N/A	N/A	N/A
REVERSE DRUM ACTION	ALL RANGES	STD	STD	STD	STD	STD
STAINLESS STEEL DRUM	ECO-ENERGY-DYNAMIC-COMFORT - STACK	STD	STD	STD	STD	STD
	ESSENTIAL	N/A	N/A	N/A	N/A	N/A
SOFT DRY	ECO-ENERGY-DYNAMIC-COMFORT - STACK	STD	STD	STD	STD	STD
	ESSENTIAL	N/A	N/A	N/A	N/A	N/A
TOUCH II	ECO-ENERGY-DYNAMIC - STACK	STD	STD	STD	STD	STD
M PROG.	COMFORT - ESSENTIAL - STACK	STD	STD	N/A	N/A	N/A

*The DYNAMIC Heat Pump range does not have heating elements. Power is 3,8 kW



C. Energia, 12 - Pol. Ind. La Quintana
08504 Sant Julià de Vilatorrada
BARCELONA (SPAIN)

SALES DEPARTMENT

T. +34 93 812 27 96
M. +34 649 482 730
F. +34 93 888 76 63
domus@domuslaundry.com
export@domuslaundry.com

AFTER SALES DEPARTMENT

T. +34 93 888 76 73
F. +34 93 888 76 63
sat@domuslaundry.com

PARTS DEPARTMENT

T. +34 93 888 76 83
F. +34 93 888 76 63
parts@domuslaundry.com



WWW.DOMUSLAUNDRY.COM



ONNERA GROUP